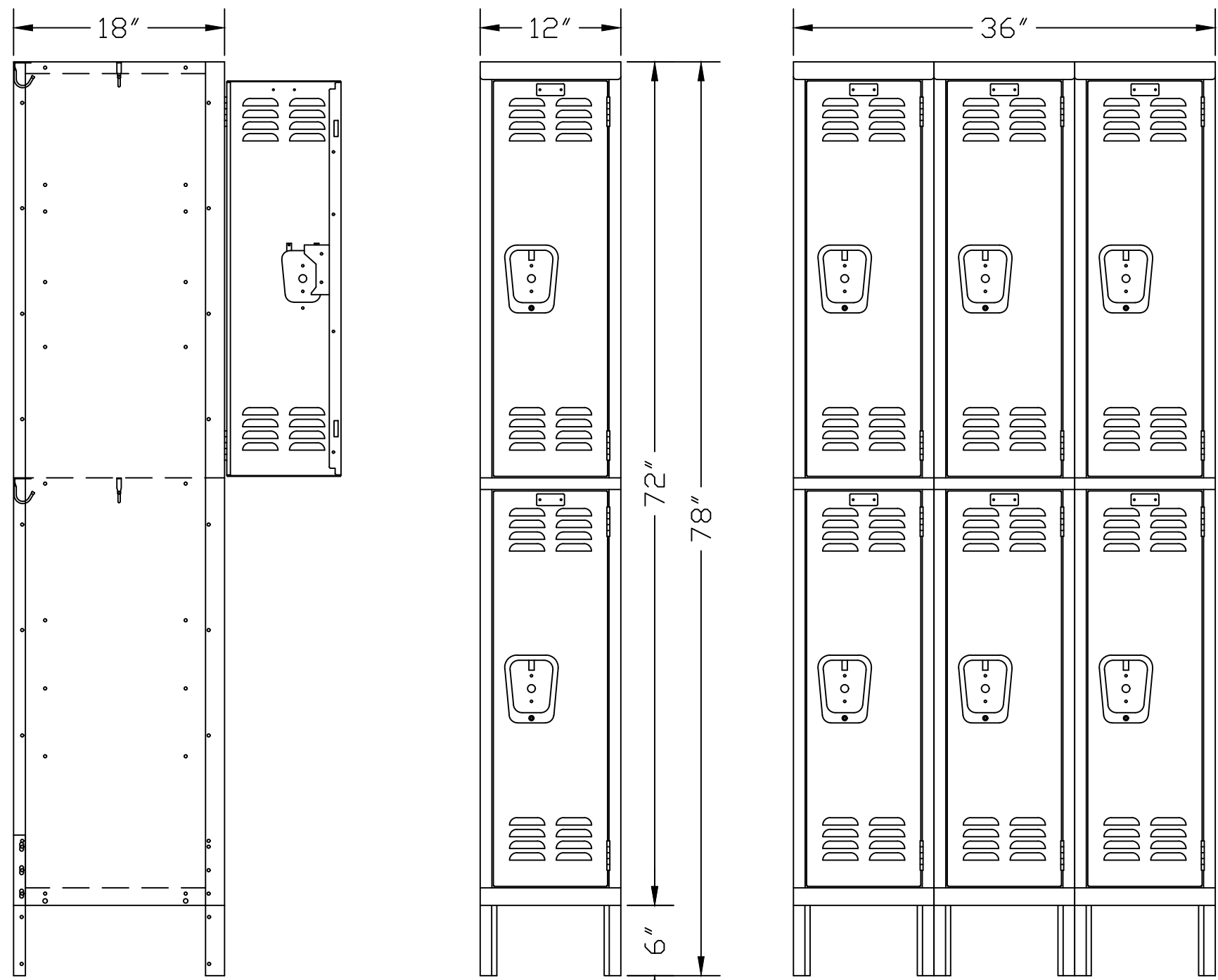


HALLOWELL "STAINLESS STEEL" K.D. DOUBLE TIER LOCKER (PRODUCT No. USS1288-2) (1-WIDE)
 HALLOWELL "STAINLESS STEEL" K.D. DOUBLE TIER LOCKER (PRODUCT No. USS3288-2) (3-WIDE)



SIDE VIEW

FRONT VIEW
1-WIDE

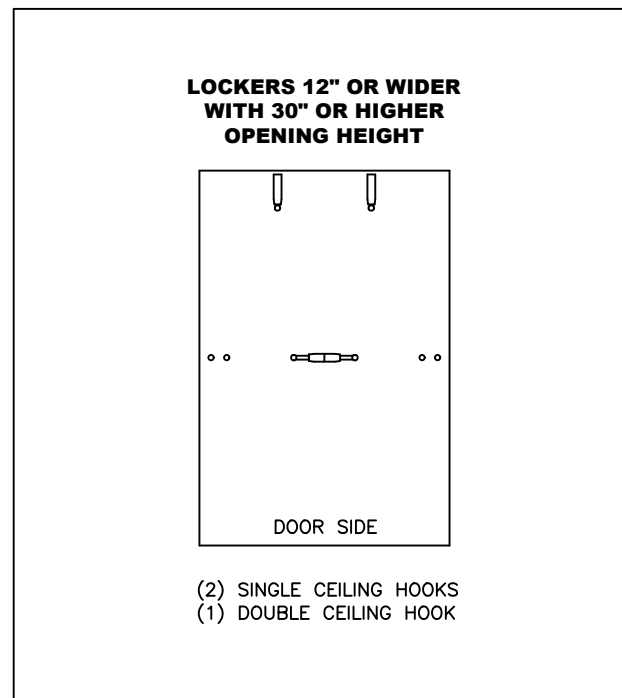
FRONT VIEW
3-WIDE

HALLOWELL STAINLESS STEEL "KD" LOCKER SPECIFICATION


COMPONENT	GAUGE	MATERIAL	REMARKS
DOORS	16	304 STAINLESS STEEL	3" LOUVERS
FRAMES	16	304 STAINLESS STEEL	SOLID
TOPS	24	304 STAINLESS STEEL	SOLID
BOTTOMS	24	304 STAINLESS STEEL	SOLID
SHELVES	24	304 STAINLESS STEEL	SOLID
SIDES	24	304 STAINLESS STEEL	SOLID
BACKS	24	304 STAINLESS STEEL	SOLID
HANDLE		STAINLESS STEEL	LIFT (RECESSED DRAWN PAN)
HINGES	16	304 STAINLESS STEEL	5 KNUCKLE PIN TYPE

LATCHING: (WARDROBE) THREE POINT RECESSED ON LOCKER DOORS 48" AND OVER, TWO POINT RECESSED ON ON LOCKER DOORS 36" TO 20". AUTOMATIC LOCKING DEVICE WITH LIFT-TYPE PADLOCK HASP.

**FOR SUBMITTAL
USE ONLY**
SUBJECT TO APPROVAL



HOOK CONFIGURATION



THIS DRAWING AND THE INFORMATION ON IT IS THE CONFIDENTIAL PROPERTY OF HALLOWELL, INC. AND SHALL NOT BE COPIED OR DISCLOSED TO OTHERS WITHOUT WRITTEN PERMISSION. ONLY HALLOWELL, INC. RESERVES THE RIGHT TO ALTER ANY DESIGN. ANY UNAUTHORIZED MODIFICATIONS RELEASES HALLOWELL, INC. FROM ALL LIABILITIES.

TOLERANCES UNLESS SPECIFIED:
 FRACTIONS: ±1/32 DECIMALS: ±.010 DEGREES: ±1°

Customer: CUSTOMER
 Customer Order Number: PO#
 Description: JOB_NAME
 LOCATION

Drawn By: DRAFTER
 Checked By: _____
 Date: DATE
 Scale: NONE

Acad Number: PAGE_NUMBER
 Drawing Number: FOLDER_NUMBER

Sheet # of OF
 Revision: